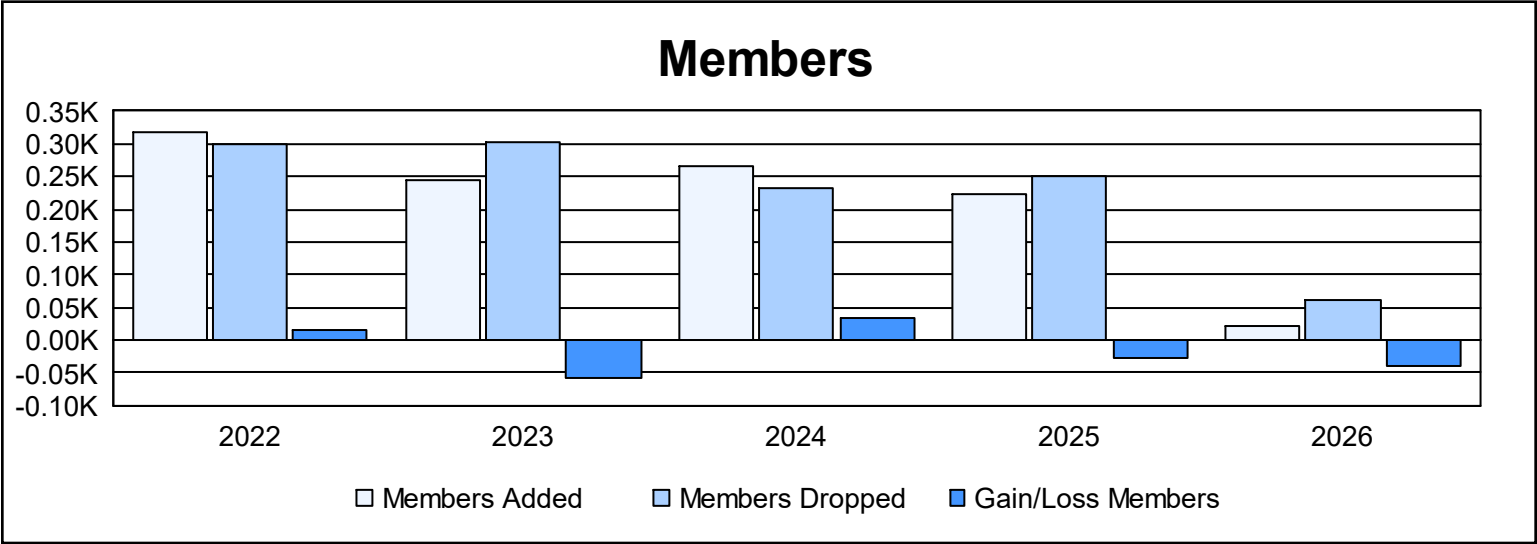
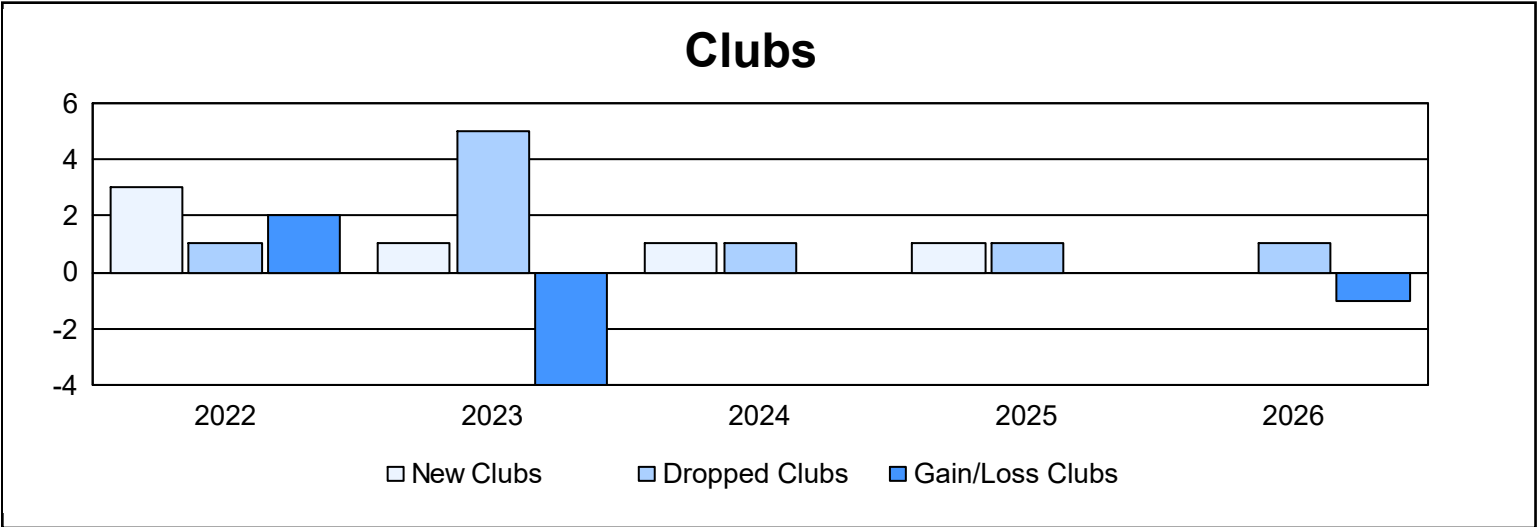
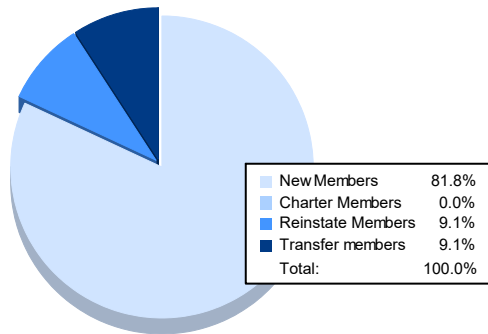


| Year | New Clubs | Dropped Clubs | Gain/ Loss Clubs | New Members | Charter Members | Reinstate Members | Transfer Members | Total Member Added | Total Members Dropped | Gain/ Loss Members |
|-----------|-----------|---------------|------------------|-------------|-----------------|-------------------|------------------|--------------------|-----------------------|--------------------|
| 2021-2022 | 3 | 1 | 2 | 206 | 100 | 2 | 9 | 317 | 300 | 17 |
| 2022-2023 | 1 | 5 | -4 | 193 | 38 | 7 | 6 | 244 | 302 | -58 |
| 2023-2024 | 1 | 1 | 0 | 224 | 28 | 7 | 8 | 267 | 233 | 34 |
| 2024-2025 | 1 | 1 | 0 | 165 | 29 | 20 | 10 | 224 | 250 | -26 |
| 2025-2026 | 0 | 1 | -1 | 18 | 0 | 2 | 2 | 22 | 61 | -39 |
| Average | 1 | 2 | -1 | 161 | 39 | 8 | 7 | 215 | 229 | -14 |



Membership Composition October 2025 Cumulative



Gender Composition October 2025 Cumulative

